

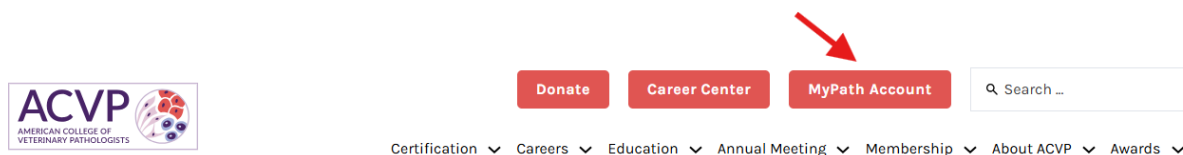
## Step-by-Step Guide: Setting Up a Recurring Donation

To set up a recurring donation, you must first save a payment method to your account so your donations can be processed automatically each month. Follow the steps below to add and securely save your payment method.

*Follow the instructions below to securely save your payment method and create a monthly recurring donation through your ACVP account.*

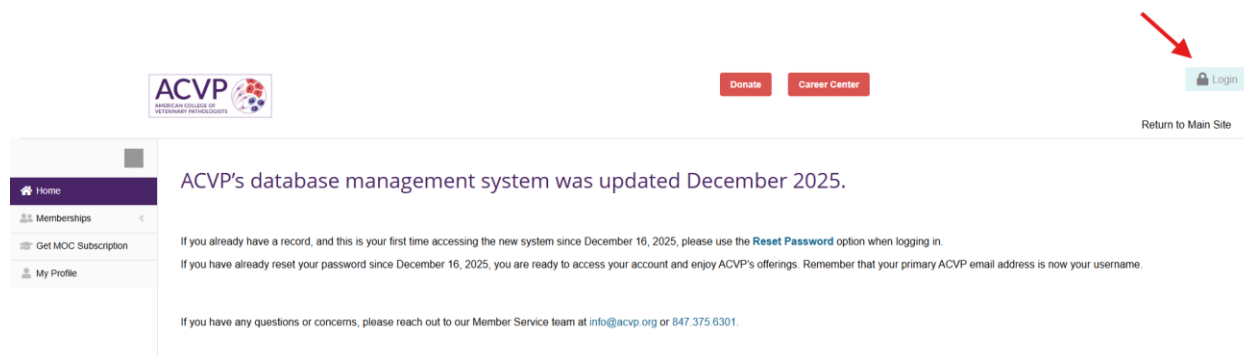
### Step 1 – Go to the ACVP Website

Open your browser and navigate to <https://acvp.org>. Click the “MyPath Account”.




### Step 2 – Sign In to Your Account

Select the Login option in the upper-right corner of the page and sign in using your ACVP account credentials.



*Thank you for supporting ACVP*



**Login to your account** ?

We've Upgraded the ACVP Experience!  
If this is your first time logging in since December 16, 2025, you'll need to reset your password.  
If you have already reset your password, remember to use your **primary email** to sign in and access your account and ACVP benefits.

Email

Password

Remember Me

**Login**

Forgot your password? ?  
Click [here](#) to reset your password.

Don't have an account yet? [Create an account](#).

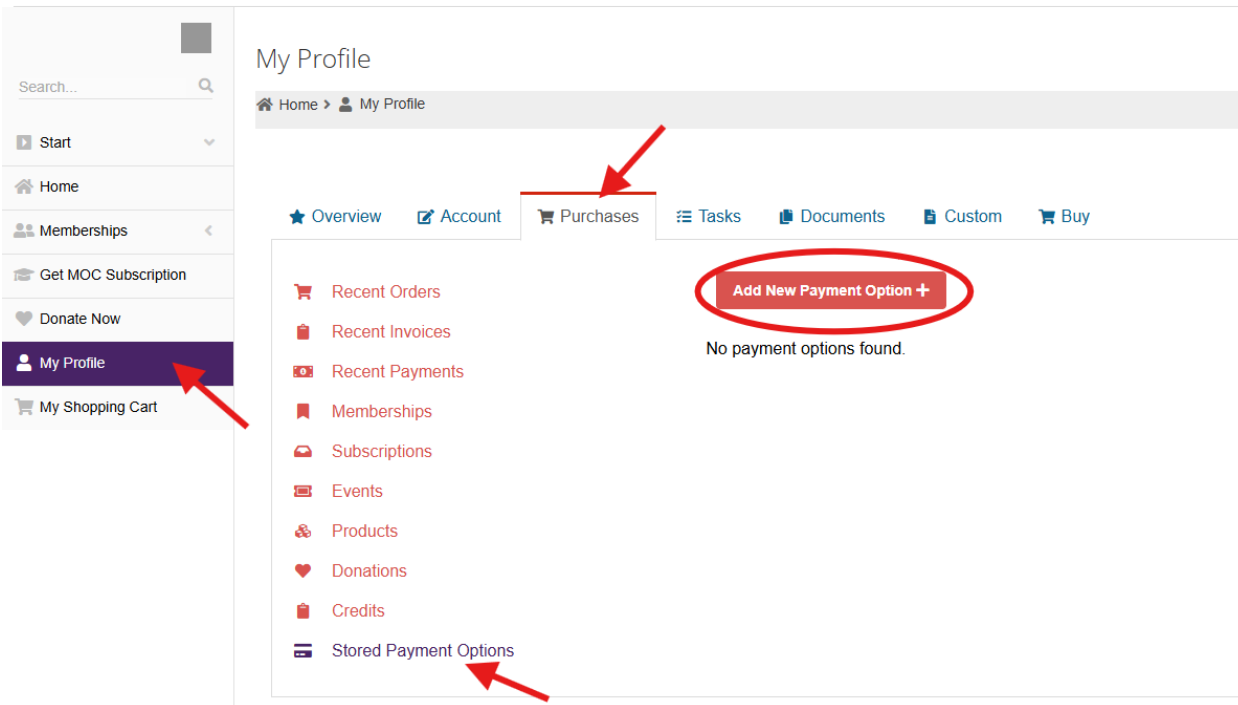
© 2026 - American College Of Veterinary Pathologists

## Step 3 – Open Your Profile

After logging in, select the My Profile option from the left-side menu.

## Step 4 – Add a Stored Payment Method

From the top navigation bar, click Purchases, then select Stored Payment Options. Click the Add New Payment Option button to continue.




## Step 5 – Enter Your Credit Card Information

Provide your credit card details and check the box labeled “Store securely in Anywhere Payments” so the card can be used for recurring donations.

Add Payment Option

Payment Type: \*  Credit Card



Name on card: \*

Card Number: \*

CVV Number: \*

Expiration Date: \*

Zip/Postal Code: \*

Store securely in Anywhere Payments ? \*

*Thank you for supporting ACVP*

## Step 6 – Save Your Payment Method

Review and accept the terms and conditions, then click Save to securely store your payment method.

### TERMS AND CONDITIONS FOR STORAGE OF CREDIT CARD AND DEBIT CARD INFORMATION, INCLUDING THIRD-PARTY VALIDATION

#### General

By clicking Accept, you confirm you have read and agree to be bound by the re:Members Terms and Conditions and Privacy Policy. Please do not proceed if you do not agree.

#### Credit Card Storage

You confirm you are authorizing re:Members to store a credit or debit card on behalf of the cardholder for ease of use when returning to make payments to your/their re:Members AMS account as a payment method.

You represent and warrant that you are legally authorized to use the credit/debit account that you entered on the re:Members AMS site and authorize re:Members to store that information.

This authorization will remain in effect until cancelled.

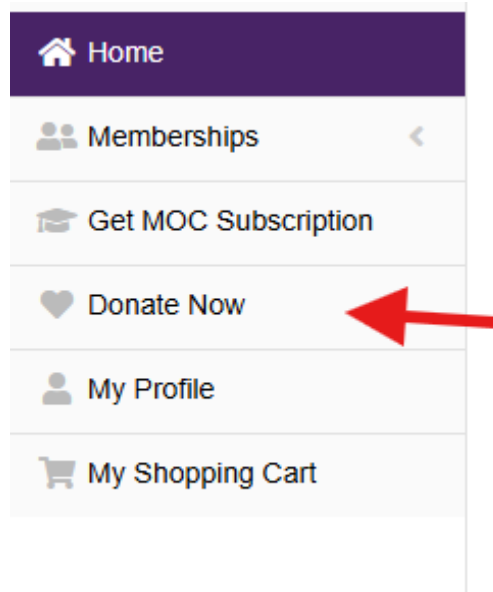
... [Expand](#)

I have read and accept the Terms and Conditions.



## Step 7 – Open the Donation Page

From the left-side menu, click Donate Now to begin setting up your recurring donation.



## Step 8 – Select Your Donation Details

Choose the fund you would like to support and enter your donation amount. You may also select one of the preset donation amounts.

Locate the donation frequency drop-down menu. Change the selection from “One Time” to “Every Month” to create a recurring monthly donation.

### Donate Now

Home > Donate Now

#### Mission-Sustaining Unrestricted Fund

...gifts that provide essential, flexible resources to empower ACVP to address its most pressing needs, ensure operational practice of veterinary pathology to protect and improve animal and human health. Contributions provide vital resources that operations ensures organizational resilience and the capacity to innovate, adapt, and maximize mission-critical priorities. General organization's ability to achieve its mission and long-term strategic goals.

Please check the box below and fill in the information to make your donation to this cause with your credit card.

Yes! I would like to donate to this cause.

Select a suggested amount OR select and enter your desired donation amount:

- \$25.00
- \$50.00
- \$100.00
- \$500.00

My donation amount:

\$ 0

Scroll down to make a payment.

Donate anonymously

- One time
- One time
- Every month

## Step 9 – Complete Your Donation

Scroll down to the payment section and select your saved credit card as the payment method. Click Submit Donation to finalize your recurring donation setup.

To cancel your recurring donation, please contact us at [info@acvp.org](mailto:info@acvp.org) or 847.375.6301.

**Your recurring donation is now set up successfully.**

*Thank you for supporting ACVP*